


I²C error is displayed on the screen together with the respective address, as illustrated on screen picture:

The table below indicates which IC corresponds to the displayed address. Replacement of the indicated IC solves the I²C error.



Convergence module (Driver) R762518 - Green convergence sub module R7625128

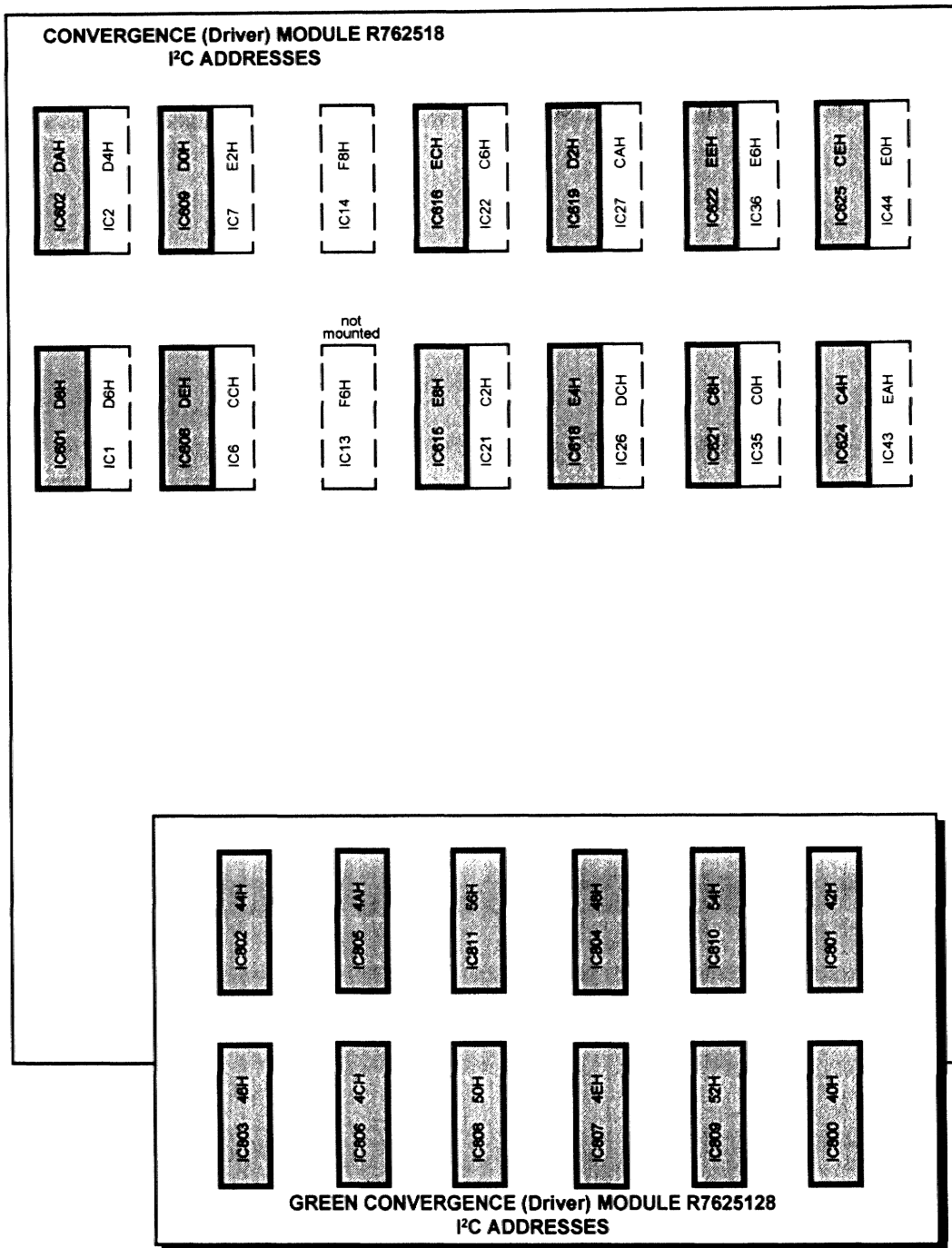
Convergence zones

1	2	3	4	5
6	7	8	9	10
11	12		13	14
15	16	17	18	19
20	21	22	23	24

E2H	IC7	18
E4H	IC618	19
E6H	IC36	20
E8H	IC615	21
EAH	IC43	22
ECH	IC616	23
EEH	IC622	24

HEX address	IC	CORRECTION Green vert./hor.	ZONE
40H	IC800		22
			3
42H	IC801		8
			17
44H	IC802		13
			12
46H	IC803		14
			11
48H	IC804		6
			15
4AH	IC805		7
			16
4CH	IC806		9
			18
4EH	IC807		19
			10
50H	IC808		4
			23
52H	IC809		5
			24
54H	IC810		20
			1
56H	IC811		2
			21

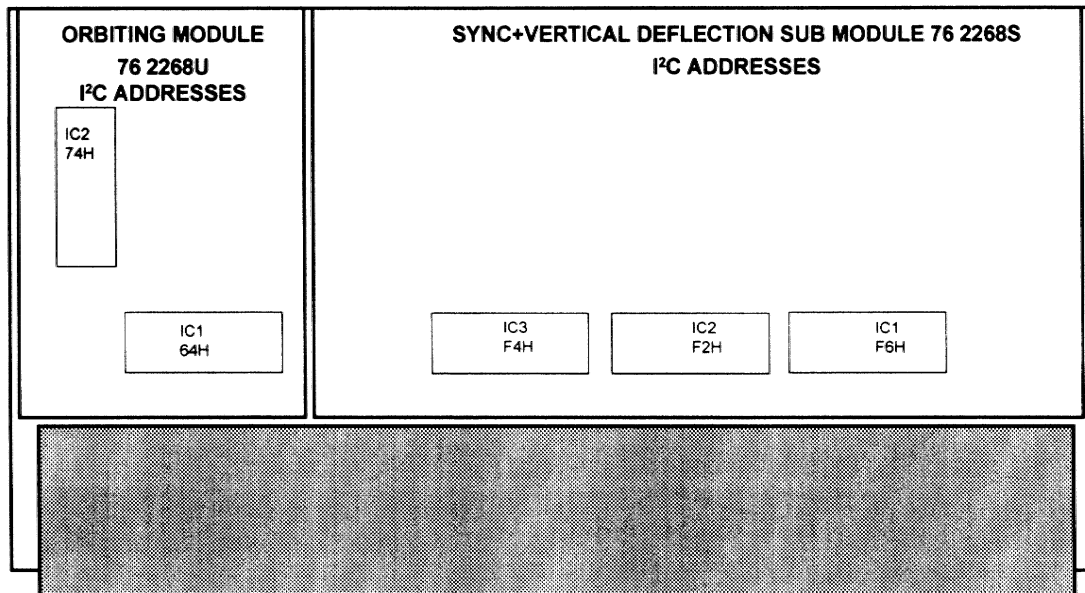
HEX address	IC	CORRECTION Red/Blue vert./hor.	ZONE
C0H	IC35		1
C2H	IC21		2
C4H	IC624		3
C6H	IC22		4
C8H	IC621		5
CAH	IC27		6
CCH	IC6		7
CEH	IC625		8
D0H	IC609		9
D2H	IC619		10
D4H	IC2		11
D6H	IC1		12
D8H	IC601		13
DAH	IC602		14
DCH	IC26		15
DEH	IC608		16
E0H	IC44		17



HEX address	IC	CORRECTION N/S Correction	ZONE	HEX address	IC	CORRECTION N/S Correction	ZONE
F8H	IC14	top keystone bottom keystone top bow bottom bow		FAH	IC42	horizontal midline bow horizontal midline skew vertical midline bow vertical midline skew	

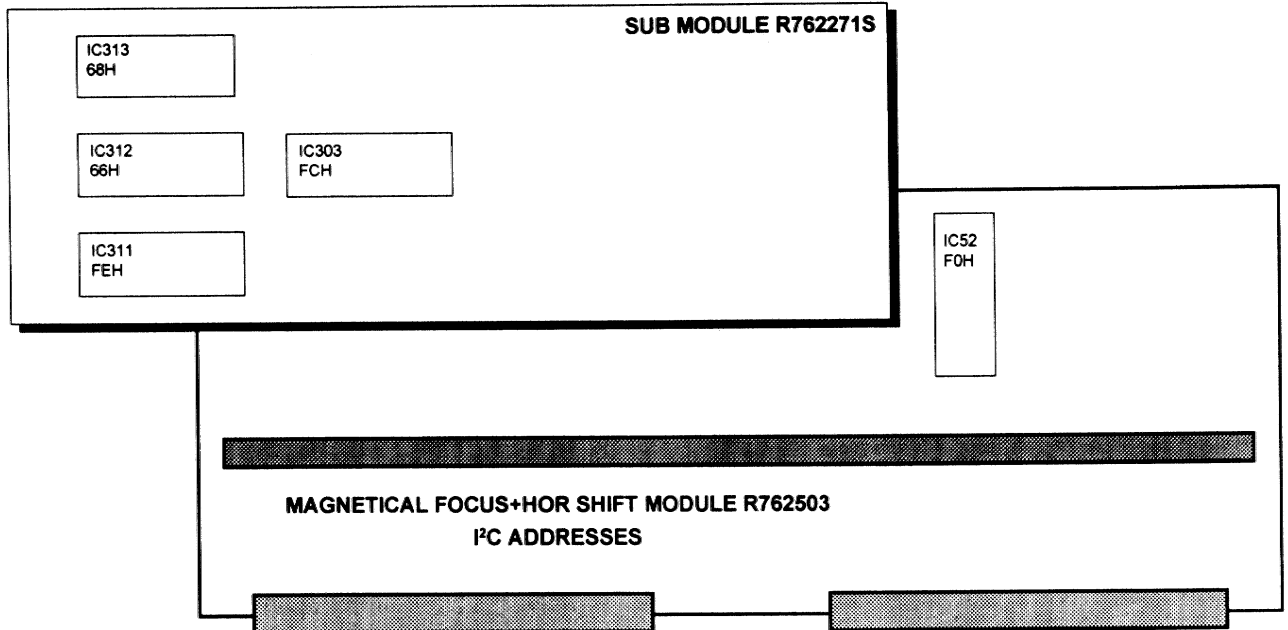
SYNC+VERTICAL DEFLECTION MODULE R7622685

HEX address	IC	CORRECTION	HEX address	IC	CORRECTION
F2H	IC3	bottom blanking vertical shift red vertical shift green vertical shift blue	F6H	IC1	side keystone side bow left blanking right blanking
F4H	IC2	vertical amplitude vertical linearity horizontal phase top blanking	<i>ORBITING</i> 74H	IC2	max deviation zero deviation slow orbiting fast orbiting
			64H	IC1	shift orbit phase orbit



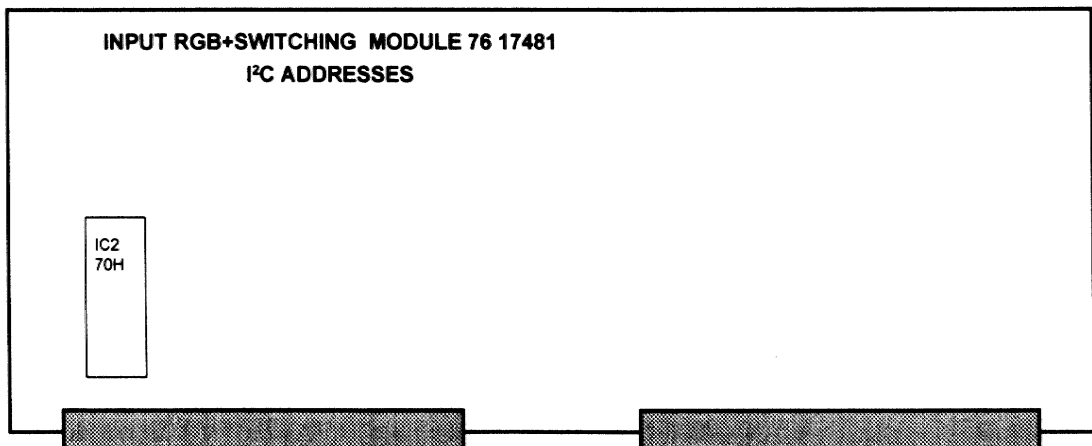
MAGNETICAL FOCUS+HOR SHIFT R762503

HEX address	IC	CORRECTION	HEX address	IC	CORRECTION
F0H	IC52	horizontal shift red horizontal shift green horizontal shift blue switching ldefl*	FEH	IC311	focus bottom R focus top R focus left R focus right R
FCH	IC303	focus Red center focus Green center focus Blue center H Amp (not used)	66H	IC312	focus bottom G focus top G focus left G focus right G
			68H	IC313	focus bottom B focus top B focus left B focus right B



INPUT RGB+SWITCHING 76 17481

HEX address	IC	CORRECTION
70H	IC2	red on/off green on/off blue on/off sync fast/slow input video input S-video input RGB TTL input RGSB analog input RGSB analog internal pattern enhanced blue on/off



QUAD DECODER+GAIN CONTROL 76 21745

HEX address	IC	CORRECTION	HEX address	IC	CORRECTION
58H	IC109	saturation R-Y saturation B-Y tint sharpness	<i>Gain control</i> 5CH	IC1	red gain blue gain red cut off blue cut off
5AH	IC104	contrast brightness blanking left blanking right			

